

Date



Asset

Choose Asset

Status

Any status

ID	Asset	Call/Put	Strike Rate	Expiry Rate	Start Time	Investment	Expiry Time	Trade Result	Payout	Expiry Chart
190778 	GOLD	Call	1326.178	1326.806	15.09.17 16:18	¥1000.00	15.09.17 16:30	Won	¥1700.00	
190771 	GOLD	Call	1324.996	1326.806	15.09.17 16:17	¥1000.00	15.09.17 16:30	Won	¥1700.00	
190768 	GOLD	Put	1331.332	1326.7	15.09.17 16:09	¥1000.00	15.09.17 16:15	Won	¥1700.00	
190760 	GOLD	Put	1331.276	1326.7	15.09.17 16:09	¥1000.00	15.09.17 16:15	Won	¥1700.00	
190753 	GOLD	Put	1330.98	1326.7	15.09.17 16:09	¥1000.00	15.09.17 16:15	Won	¥1700.00	
190749 	GOLD	Put	1331.279	1326.7	15.09.17 16:09	¥1000.00	15.09.17 16:15	Won	¥1700.00	
190743 	GOLD	Put	1330.381	1326.7	15.09.17 16:09	¥1000.00	15.09.17 16:15	Won	¥1700.00	
190740 	GOLD	Put	1330.627	1326.7	15.09.17 16:09	¥1000.00	15.09.17 16:15	Won	¥1700.00	
190725 	GOLD	Call	1326.846	1326.7	15.09.17 16:09	¥1000.00	15.09.17 16:15	Loss	¥0.00	
190721 	GOLD	Call	1326.764	1326.7	15.09.17 16:09	¥1000.00	15.09.17 16:15	Loss	¥0.00	

Date



Asset

Choose Asset

Status

Any status

ID	Asset	Call/Put	Strike Rate	Expiry Rate	Start Time	Investment	Expiry Time	Trade Result	Payout	Expiry Chart
190839 	GOLD	Call	1324.594	1328.805	15.09.17 16:19	¥1000.00	15.09.17 16:30	Won	¥1700.00	
190837 	GOLD	Call	1324.822	1328.805	15.09.17 16:19	¥1000.00	15.09.17 16:30	Won	¥1700.00	
190829 	GOLD	Call	1325.08	1328.805	15.09.17 16:19	¥1000.00	15.09.17 16:30	Won	¥1700.00	
190827 	GOLD	Call	1325.151	1328.805	15.09.17 16:19	¥1000.00	15.09.17 16:30	Won	¥1700.00	
190815 	GOLD	Put	1328.592	1328.805	15.09.17 16:19	¥1000.00	15.09.17 16:30	Won	¥1700.00	
190812 	GOLD	Put	1328.807	1328.805	15.09.17 16:19	¥1000.00	15.09.17 16:30	Won	¥1700.00	
190803 	GOLD	Put	1328.709	1328.805	15.09.17 16:19	¥1000.00	15.09.17 16:30	Won	¥1700.00	
190800 	GOLD	Put	1329.001	1328.805	15.09.17 16:19	¥1000.00	15.09.17 16:30	Won	¥1700.00	
190792 	GOLD	Put	1328.348	1328.805	15.09.17 16:18	¥1000.00	15.09.17 16:30	Won	¥1700.00	
190790 	GOLD	Put	1327.985	1328.805	15.09.17 16:18	¥1000.00	15.09.17 16:30	Won	¥1700.00	

Date Asset Status

ID	Asset	Call/Put	Strike Rate	Expiry Rate	Start Time	Investment	Expiry Time	Trade Result	Payout	Expiry Chart
191269	GOLD	▲ Call	1325.337	1327.345	15.09.17 17:39	¥1000.00	15.09.17 17:45	Won	¥1750.00	
191234	GOLD	▼ Put	1327.796	1327.345	15.09.17 17:39	¥1000.00	15.09.17 17:45	Won	¥1750.00	
190988	GOLD	▼ Put	1328.06	1328.806	15.09.17 16:20	¥1000.00	15.09.17 16:30	Won	¥1700.00	
190982	GOLD	▼ Put	1328.3	1328.806	15.09.17 16:20	¥1000.00	15.09.17 16:30	Won	¥1700.00	
190975	GOLD	▼ Put	1328.593	1328.806	15.09.17 16:19	¥1000.00	15.09.17 16:30	Won	¥1700.00	
190973	GOLD	▼ Put	1328.578	1328.806	15.09.17 16:19	¥1000.00	15.09.17 16:30	Won	¥1700.00	
190965	GOLD	▼ Put	1328.724	1328.806	15.09.17 16:19	¥1000.00	15.09.17 16:30	Won	¥1700.00	
190963	GOLD	▼ Put	1328.88	1328.806	15.09.17 16:19	¥1000.00	15.09.17 16:30	Won	¥1700.00	
190953	GOLD	▲ Call	1324.52	1328.806	15.09.17 16:19	¥1000.00	15.09.17 16:30	Won	¥1700.00	
190950	GOLD	▲ Call	1324.483	1328.806	15.09.17 16:19	¥1000.00	15.09.17 16:30	Won	¥1700.00	

Date



Asset

Choose Asset

Status

Any status

ID	Asset	Call/Put	Strike Rate	Expiry Rate	Start Time	Investment	Expiry Time	Trade Result	Payout	Expiry Chart
191363 	GOLD	Put	1328.558	1327.792	15.09.17 17:57	¥1000.00	15.09.17 18:15	Won	¥1750.00	
191358 	GOLD	Put	1330.23	1327.792	15.09.17 17:57	¥1000.00	15.09.17 18:15	Won	¥1750.00	
191343 	GOLD	Call	1326.237	1327.345	15.09.17 17:39	¥1000.00	15.09.17 17:45	Won	¥1750.00	
191320 	GOLD	Call	1325.164	1327.345	15.09.17 17:39	¥1000.00	15.09.17 17:45	Won	¥1750.00	
191309 	GOLD	Call	1325.169	1327.345	15.09.17 17:39	¥1000.00	15.09.17 17:45	Won	¥1750.00	
191299 	GOLD	Call	1325.209	1327.345	15.09.17 17:39	¥1000.00	15.09.17 17:45	Won	¥1750.00	
191295 	GOLD	Call	1325.209	1327.345	15.09.17 17:39	¥1000.00	15.09.17 17:45	Won	¥1750.00	
191282 	GOLD	Call	1325.209	1327.345	15.09.17 17:39	¥1000.00	15.09.17 17:45	Won	¥1750.00	
191279 	GOLD	Call	1325.209	1327.345	15.09.17 17:39	¥1000.00	15.09.17 17:45	Won	¥1750.00	
191273 	GOLD	Call	1325.475	1327.345	15.09.17 17:39	¥1000.00	15.09.17 17:45	Won	¥1750.00	

Date




















23

Asset

Choose Asset

Status

Any status

ID	Asset	Call/Put	Strike Rate	Expiry Rate	Start Time	Investment	Expiry Time	Trade Result	Payout	Expiry Chart
191492 	GOLD	▼ Put	1326.25	1324.755	15.09.17 22:25	¥1000.00	15.09.17 22:45	Won	¥1750.00	
191457 	GOLD	▼ Put	1326.17	1325.725	15.09.17 22:23	¥1000.00	15.09.17 22:30	Won	¥1750.00	
191418 	GOLD	▼ Put	1326.24	1325.725	15.09.17 22:22	¥1000.00	15.09.17 22:30	Won	¥1750.00	
191407 	GOLD	▲ Call	1325.692	1327.792	15.09.17 17:59	¥1000.00	15.09.17 18:15	Won	¥1750.00	
191406 	GOLD	▲ Call	1325.579	1327.792	15.09.17 17:59	¥1000.00	15.09.17 18:15	Won	¥1750.00	
191394 	GOLD	▼ Put	1328.877	1327.792	15.09.17 17:58	¥1000.00	15.09.17 18:15	Won	¥1750.00	
191388 	GOLD	▼ Put	1329.583	1327.792	15.09.17 17:58	¥1000.00	15.09.17 18:15	Won	¥1750.00	
191385 	GOLD	▼ Put	1329.513	1327.792	15.09.17 17:58	¥1000.00	15.09.17 18:15	Won	¥1750.00	
191375 	GOLD	▲ Call	1326.403	1327.792	15.09.17 17:58	¥1000.00	15.09.17 18:15	Won	¥1750.00	
191373 	GOLD	▲ Call	1326.404	1327.792	15.09.17 17:58	¥1000.00	15.09.17 18:15	Won	¥1750.00	